

Quick Start Guide

Konnekt Videophone

Download the complete Installation Guide at: www.konnekt.com.au/support

1) Decide Where To Install

Internet speed > 2/1 Mbps (suitable for most people)

Internet speed > 2/2 Mbps (for HQ outgoing video suitable for lip reading)

IMPORTANT: WiFi router should be in the same room, with **WiFi signal > 90%** otherwise consider connecting via CAT6, or use a WiFi Extender

Choose a quiet room, with minimal background noise

Videophone User's face should be well lit, with no movement behind them (eg. no trees blowing in the wind, no moving traffic, no TV)

Position away from other equipment (TV, PC), and safe from knocks and spills.

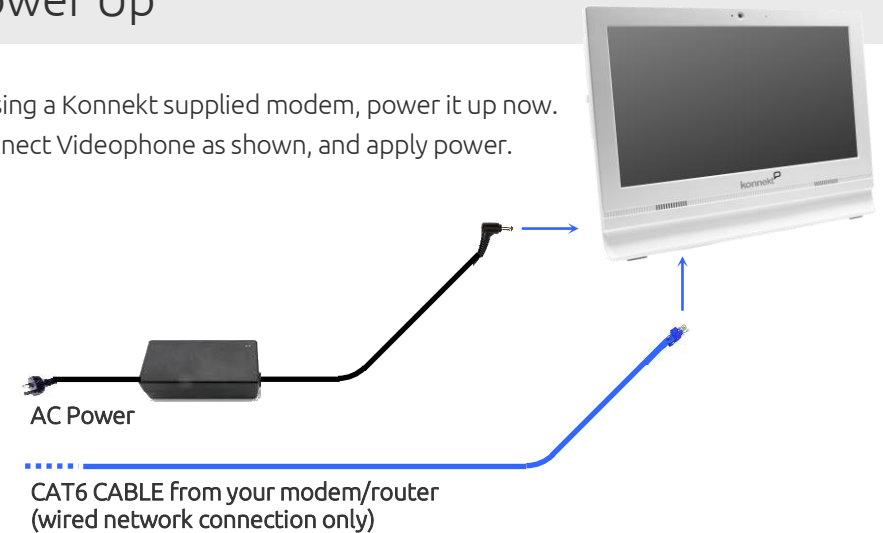
For desk/table mount, use supplied Adhesive Clamp to prevent toppling.

Ensure cabling does not present a trip hazard.

Temp < 30 deg C ; Humidity < 80%

2) Power Up


If using a Konnekt supplied modem, power it up now.
Connect Videophone as shown, and apply power.



If you are connecting via **CAT6**, or you have a **Konnekt supplied modem**, or you have previously arranged **WiFi Auto Connect**, skip to Step 7.

3) Connect to Internet

During startup, press and hold **CONFIG** for 5 sec ...



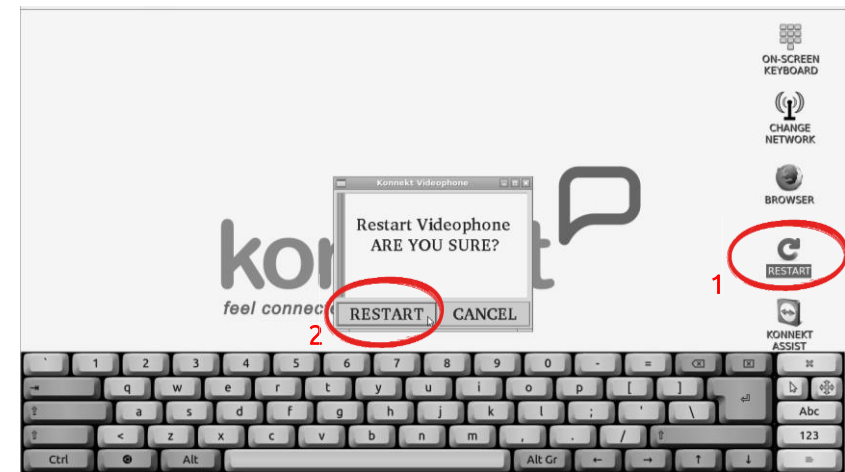
4) Connect to Internet (cont.)

Tap ON SCREEN KEYBOARD then CHANGE NETWORK ...



6) Connect to Internet (cont.)

Tap RESTART to restart the Videophone ...



5) Connect to Internet (cont.)

Connect Videophone to your network ...

find your network name in the list

tick "Automatically connect to this network"

tap "Properties"

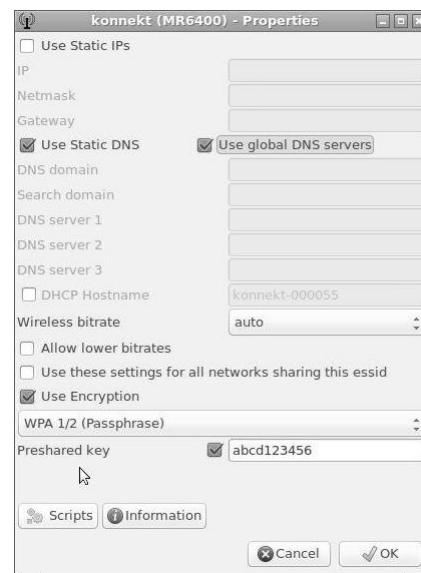
Optional, but highly recommended:

- tick "Use Static DNS"
- tick "Use global DNS servers"

select Encryption Type from dropdown list
- usually WPA 1/2 (Passphrase)

enter your "Preshared key" (WiFi password)

tap "OK", then tap "Connect"



7) Contact Konnekt

So that we can finalise your setup and activate your Videophone please contact Konnekt ...

Konnekt Office Hours:	9:30am - 5:00pm Mon-Fri
	Australian Eastern Standard Time
	GMT+10 (GMT+11 during Daylight Savings)
Phone (Aust):	1300 851 823 or (03) 8637 1188
Phone (USA):	(415) 877 4200
Phone (other countries):	+61 3 8637 1188
Skype:	konnekt_000